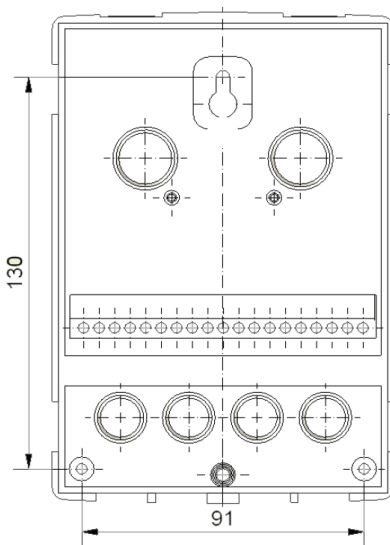




### Installation dimensions

- 3x 3,5 x 30
- 3x Ø6



### Main Features

- |             |                                                                                                                                                                                                                                                                                                                                                                                                                                                           |
|-------------|-----------------------------------------------------------------------------------------------------------------------------------------------------------------------------------------------------------------------------------------------------------------------------------------------------------------------------------------------------------------------------------------------------------------------------------------------------------|
| Description | <ul style="list-style-type: none"> <li>• automatic control of solar thermal systems</li> <li>• intended to control solar thermal systems with 1 solar array and 1 solar consumer</li> <li>• 6 preset hydraulic variants</li> <li>• 2 Pt1000 sensors - collector and consumer</li> <li>• potential-free contact for switching another heat source or circulation pump (up to 3000 W)</li> <li>• 0-10 V/PWM output to control a circulation pump</li> </ul> |
|-------------|-----------------------------------------------------------------------------------------------------------------------------------------------------------------------------------------------------------------------------------------------------------------------------------------------------------------------------------------------------------------------------------------------------------------------------------------------------------|

Installation	on a wall, optionally panel installation
--------------	------------------------------------------

Code	<b>17570</b>
------	--------------

### Technical Data

Power supply	230 V ± 10 %
Frequency	50 - 60 Hz
Consumption	0.5 - 2.5 W
Internal fuse	T2A / 250 V slow-blow
IP rating	IP40
El. protection class	II
Overvoltage category	II
Pollution degree	II

### Inputs & Outputs

Mechanical relay	1 x (R1)	3000 VA for AC1 / 3000 W for AC3, max. switched current 13 A / 230 V
0-10V or PWM	1 x (V1)	tolerance 10 %, 10 kΩ (0-10V output) 1 kHz, 10 V (PWM output)
Pt1000	3 x (S1 - S3)	measurement range -40 to 300 °C

### Permissible Sensor Cable Lengths

Pt1000, collector sensor	< 30 m
Pt1000, other sensors	< 10 m
0-10V / PWM	< 3 m
Mechanical relay	< 10 m

### Ambient Conditions

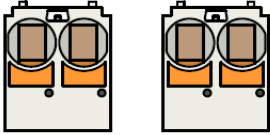
Operating temperature	0 to 40 °C
Storage temperature	0 to 60 °C
Air humidity	max. 85% at 25 °C
Storage air humidity	no vapour condensation permitted

### Other Data

Clock backup time	24 hours
Housing	3-part, ABS plastic
Overall dimensions	115 x 86 x 45 mm
Installation aperture dimensions	108 x 82 x 25,2 mm
Display	fully graphic, 128 x 64 px
LED	multicolour - red / green
Control	4 keys

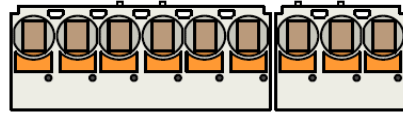
### Terminal Block Wiring

#### NAPÁJENÍ 100-240 V AC



L N R1 R

#### ČIDLA



S1 S1 S2 S2 S3 S3 V - Vi

#### PWM

#### Terminal:

L power supply - L  
N power supply - N  
  
R1 relay R1 (switched contact)  
R relay R1 (supply L)

#### Terminal:

#### Connection for:

S1 sensor 1 (collector)  
S1 sensor 1 (GND)  
S2 sensor 2 (consumer)  
S2 sensor 2 (GND)  
S3 sensor 3 (optional)  
S3 sensor 3 (GND)  
V 0-10V / PWM output for controllable high-efficiency pumps  
  
- GND for V and Vi  
Vi PWM input to retrieve actual flow rate through high-efficiency pump

### Pt1000 Temperature Sensor Characteristics

Temperature resistance table  
for Pt1000 sensors

°C	0	10	20	30	40	50	60	70	80	90	100
Ω	1000	1039	1077	1116	1155	1194	1232	1270	1308	1347	1385